

W

戴维医疗

DAVID

# Who is David Surgical?

Established in 2012, Ningbo, China

Owned by Ningbo David Medical – Market Leader in Neonatology

Industrial Plants: China and Portugal

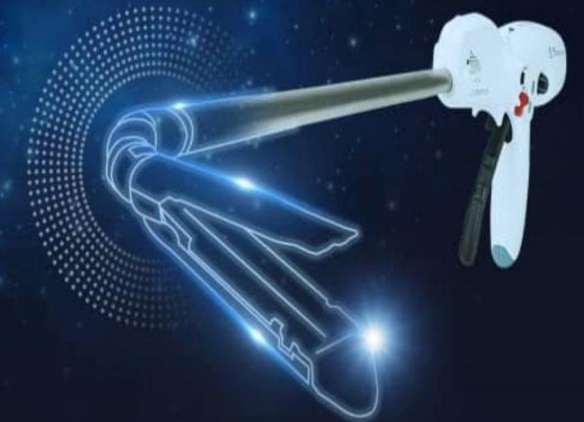
1<sup>st</sup> Chinese Company:

- Full stapling range CE and FDA approved.
- Growth on last 5 consecutive years
- Market Share of Powered Stapling in China
- Quantity sold VBP
- Number of hospitals served > 1200 hospitals



## **DAVID** *Breakfast Session*

*A New Stapling Technology for Bariatric Surgery:  
Exploring the New Stapling Device and Clinical Results*



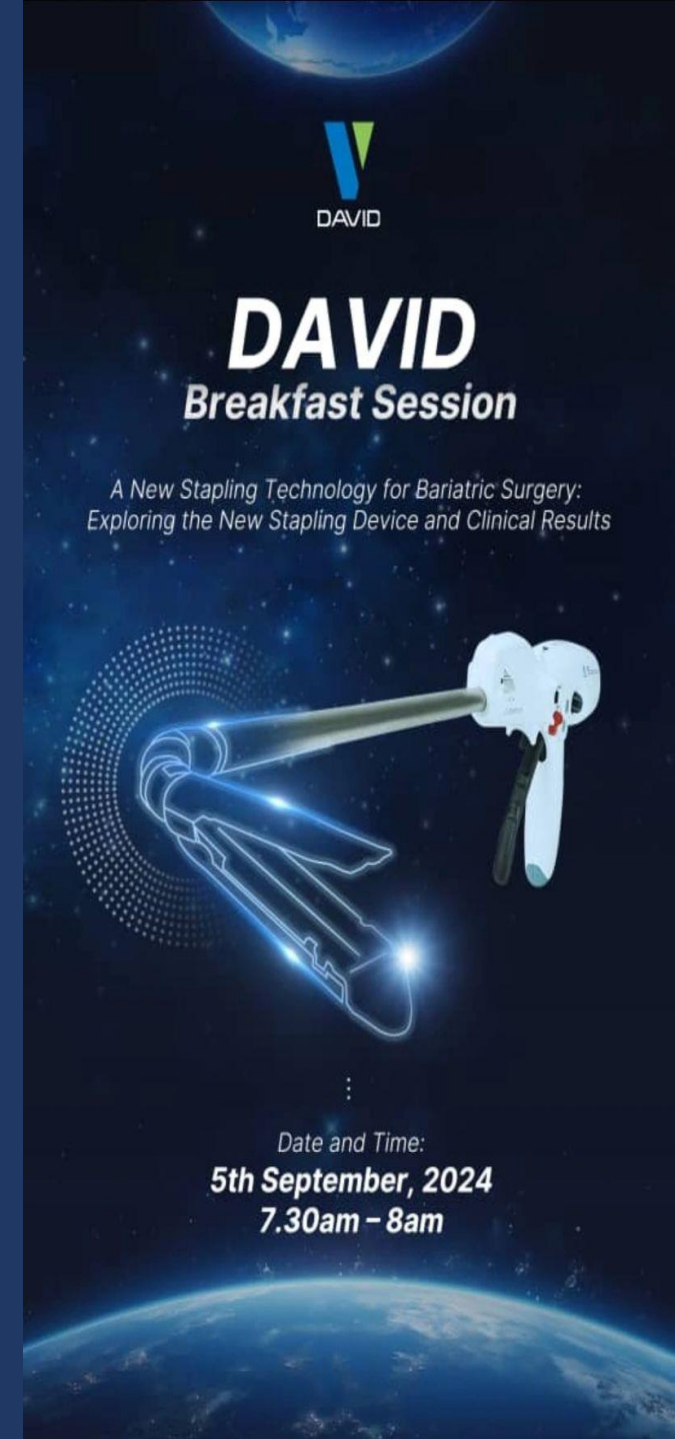
Date and Time:

**5th September, 2024**


**7.30am – 8am**

# Product Portfolio

- Surgical Stapling
  - EnDrive® Zero
  - EnDrive® Beluga
  - PPH with Innovative Staple Formation
- Energy
  - Viper I – 7mm Ultrasonic System
- Endoscopic Video Systems
  - 4K, 3D , ICG Systems controlled by Tablet and Voice Recognition



The graphic features a dark blue background with a glowing blue and white surgical stapler in the center. The stapler is shown from a side-on perspective, with its handle on the right and the stapling head on the left. The stapling head is illuminated with a bright blue light, and a circular pattern of small dots surrounds it. At the top, a portion of a blue globe is visible. At the bottom, the horizon of a blue globe is shown against a starry space background.

  
DAVID

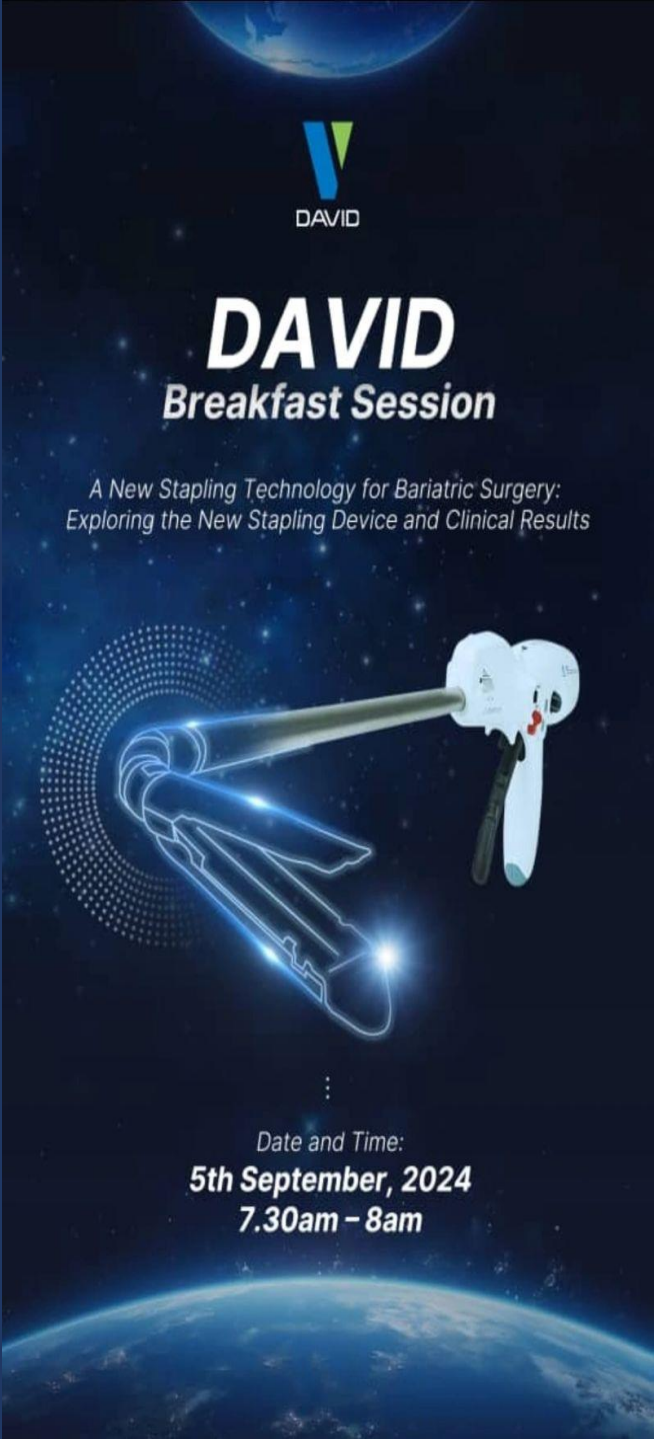
**DAVID**  
**Breakfast Session**

*A New Stapling Technology for Bariatric Surgery:  
Exploring the New Stapling Device and Clinical Results*


Date and Time:  
**5th September, 2024**  
**7.30am – 8am**

# Innovation & Quality Assurance

- "R&D Focus: Investing in product efficacy"
- "Certifications: ISO, CE, FDA and multiple regional certifications"
- "Quality Control: Rigorous testing protocols"



The graphic features a dark blue background with a glowing blue and white stapling device in the center. The device has a long, thin shaft and a handle with a red trigger. A circular pattern of small white dots surrounds the shaft. At the top, a portion of a blue and white globe is visible. At the bottom, another portion of a globe is visible. The text is white and yellow.

  
DAVID

**DAVID**  
**Breakfast Session**

*A New Stapling Technology for Bariatric Surgery:  
Exploring the New Stapling Device and Clinical Results*

Date and Time:  
**5th September, 2024**  
**7.30am – 8am**

# Educational & Scientific Program

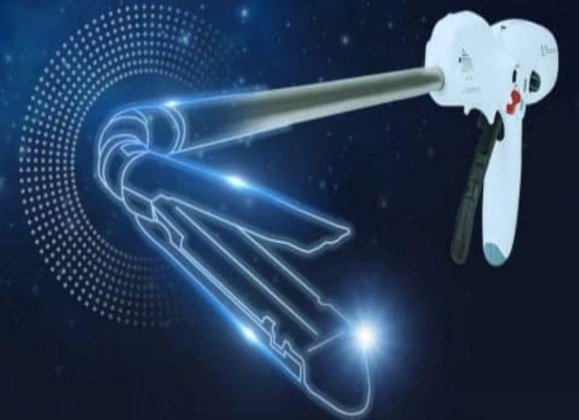
## International Training Center:

- Shanghai(Fudan University Hospital international training center)
  - Brazil (Immersion Courses, Cadaver Workshops & Post-Graduations)
  - Portugal ( Fellowships and workshops)
  - UAE (Training programs for Bariatric Surgeons)
- 
- Partnerships with surgical community/medical institutions
    - Clinical Studies
    - Exchange programs



## **DAVID** **Breakfast Session**

*A New Stapling Technology for Bariatric Surgery:  
Exploring the New Stapling Device and Clinical Results*



Date and Time:

**5th September, 2024**

**7.30am – 8am**

# Future Visions

"Vision: Excellence in medical technology

- Respect the legacy of DAVID Medical, on achieving also market leadership
- Continuous pursuit for excellence on all our processes.
- Continuing developing of Market differentials

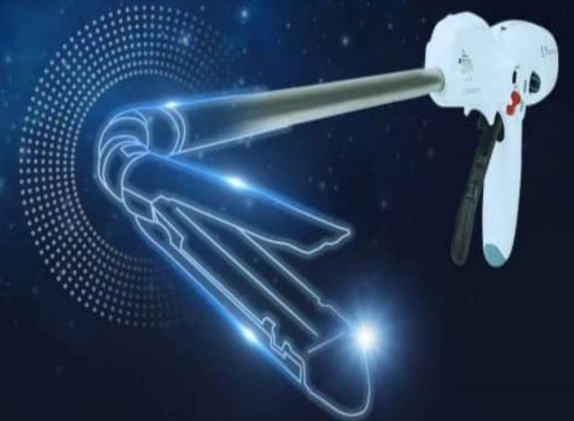
"Upcoming Innovations: Projects in pipeline"

- New Energy Platform
- Continuous improvements on Stapling and seek new solutions
- Additional products to complement all our Surgical offering, providing surgeons with a robust set of tools for patient's treatment



## **DAVID** **Breakfast Session**

*A New Stapling Technology for Bariatric Surgery:  
Exploring the New Stapling Device and Clinical Results*



Date and Time:

**5th September, 2024**

**7.30am – 8am**



*Reaching where others can't*

